

ÖZEL PROFİLLER

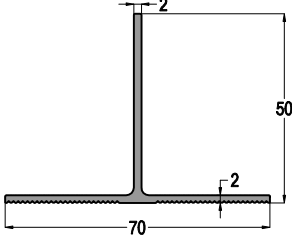
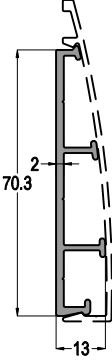
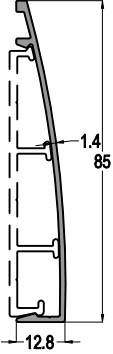
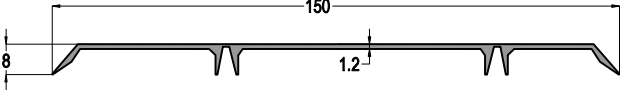
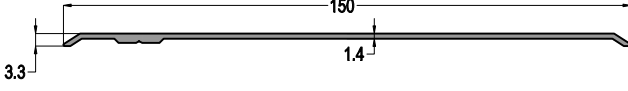
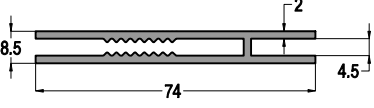
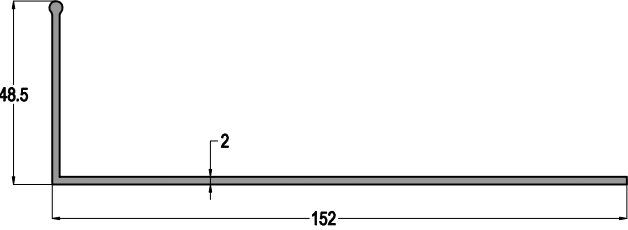
SPECIAL PROFILES

PROFİL LİSTESİ - PROFILE LISTS

13-035025-14			13-02001		
HALI PROFİLİ CARPET PROFILE	AĞIRLIK / Weight 0,135 kg/mt		ÖZEL PROFİLİ SPECIAL PROFILE	AĞIRLIK / Weight 0,492 kg/mt	
13-050026-14			13-02002		
HALI PROFİLİ CARPET PROFILE	AĞIRLIK / Weight 0,195 kg/mt		ÖZEL PROFİLİ SPECIAL PROFILE	AĞIRLIK / Weight 0,322 kg/mt	
99-01001			13-09080		
ÇAMAŞIRLIK PROFİLİ LAUNDRY HANGER PROFILE	AĞIRLIK / Weight 0,355 kg/mt		"H" PROFİLİ "H" PROFILE	AĞIRLIK / Weight 0,111 kg/mt	
99-01002			13-09081		
ÇAMAŞIRLIK PROFİLİ LAUNDRY HANGER PROFILE	AĞIRLIK / Weight 1,655 kg/mt		"H" PROFİLİ "H" PROFILE	AĞIRLIK / Weight 0,145 kg/mt	
99-01003			23-1316		
ÇAMAŞIRLIK PROFİLİ LAUNDRY HANGER PROFILE	AĞIRLIK / Weight 1,310 kg/mt		"H" PROFİLİ "H" PROFILE	AĞIRLIK / Weight 0,133 kg/mt	
12-21			13-04001		
BİRLEŞİM ADAPTÖR PROFİLİ ADAPTER PROFILE	AĞIRLIK / Weight 0,092 kg/mt		ŞEMSİYE PROFİLİ PARASOL PROFILE	AĞIRLIK / Weight 0,621 kg/mt	
12-22					
BİRLEŞİM ADAPTÖR PROFİLİ ADAPTER PROFILE	AĞIRLIK / Weight 0,068 kg/mt				
13-030014-10			13-04002		
ÇERÇEVE PROFİLİ FRAME PROFILE	AĞIRLIK / Weight 0,300 kg/mt		ŞEMSİYE PROFİLİ PARASOL PROFILE	AĞIRLIK / Weight 0,257 kg/mt	
13-031014-10			13-04003		
ÇERÇEVE PROFİLİ FRAME PROFILE	AĞIRLIK / Weight 0,203 kg/mt		ŞEMSİYE PROFİLİ PARASOL PROFILE	AĞIRLIK / Weight 0,365 kg/mt	
13-051034-16					
ASMA RAY PROFİLİ HANGING RAIL PROFILE	AĞIRLIK / Weight 0,735 kg/mt				

Profil ağırlıklarımız teorik olup; teslim anındaki tartımız geçerlidir.

PROFİL LİSTESİ - PROFILE LISTS

13-08901			
T PROFİLİ "T" PROFILE	AĞIRLIK / Weight 0,606 kg/mt		
13-070013-14		13-085013-14	
SÜPÜRGELİK PROFİLİ BASEBOARD PROFILE	AĞIRLIK / Weight 0,545 kg/mt	SÜPÜRGELİK PROFİLİ BASEBOARD PROFILE	AĞIRLIK / Weight 0,408 kg/mt
			
10904			
DİLATASYON PROFİLİ DILATATION PROFILE	AĞIRLIK / Weight 0,870 kg/mt		
13-09086			
DİLATASYON PROFİLİ DILATATION PROFILE	AĞIRLIK / Weight 0,603 kg/mt		
13-09085			
DİLATASYON PROFİLİ DILATATION PROFILE	AĞIRLIK / Weight 0,870 kg/mt		
03-152048-20			
DİLATASYON PROFİLİ DILATATION PROFILE	AĞIRLIK / Weight 1,083 kg/mt		

PROFİL LİSTESİ - PROFILE LISTS

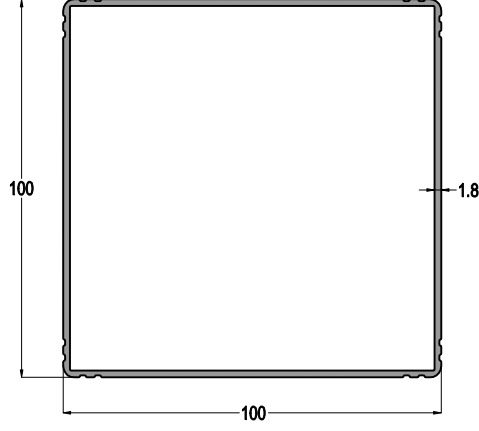
13-100100-18

DEKORATİF KUTU
PROFİLİ

DECORATIVE PROFILE

AĞIRLIK / Weight

1,863 kg/mt



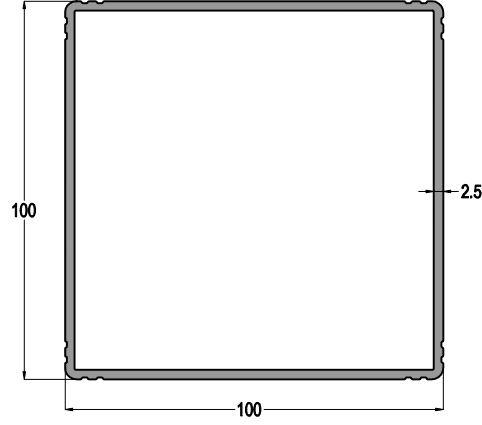
13-100100-25

DEKORATİF KUTU
PROFİLİ

DECORATIVE PROFILE

AĞIRLIK / Weight

2,580 kg/mt



13-080080-25

DEKORATİF KUTU
PROFİLİ

DECORATIVE PROFILE

AĞIRLIK / Weight

2,040 kg/mt

